

PLAN LAYOUT SIGN OFF
SCHOOL PRINCIPAL

NAME: _____
SIGNATURE: _____ DATE: _____

CENTRAL OFFICE REPRESENTATIVE (DOE)

NAME: _____
POSITION: _____
SIGNATURE: _____ DATE: _____

ADJOINING RESIDENTIAL PROPERTIES

STAGE 1 - LEGEND

-  BUILDING TO BE DEMOLISHED
-  DEMOLISH EXISTING WALKWAY & SHADE STRUCTURE
-  EXISTING SENIOR PLAYGROUND EQUIPMENT TO BE RELOCATED

STAGE 1 - DEMOLITION

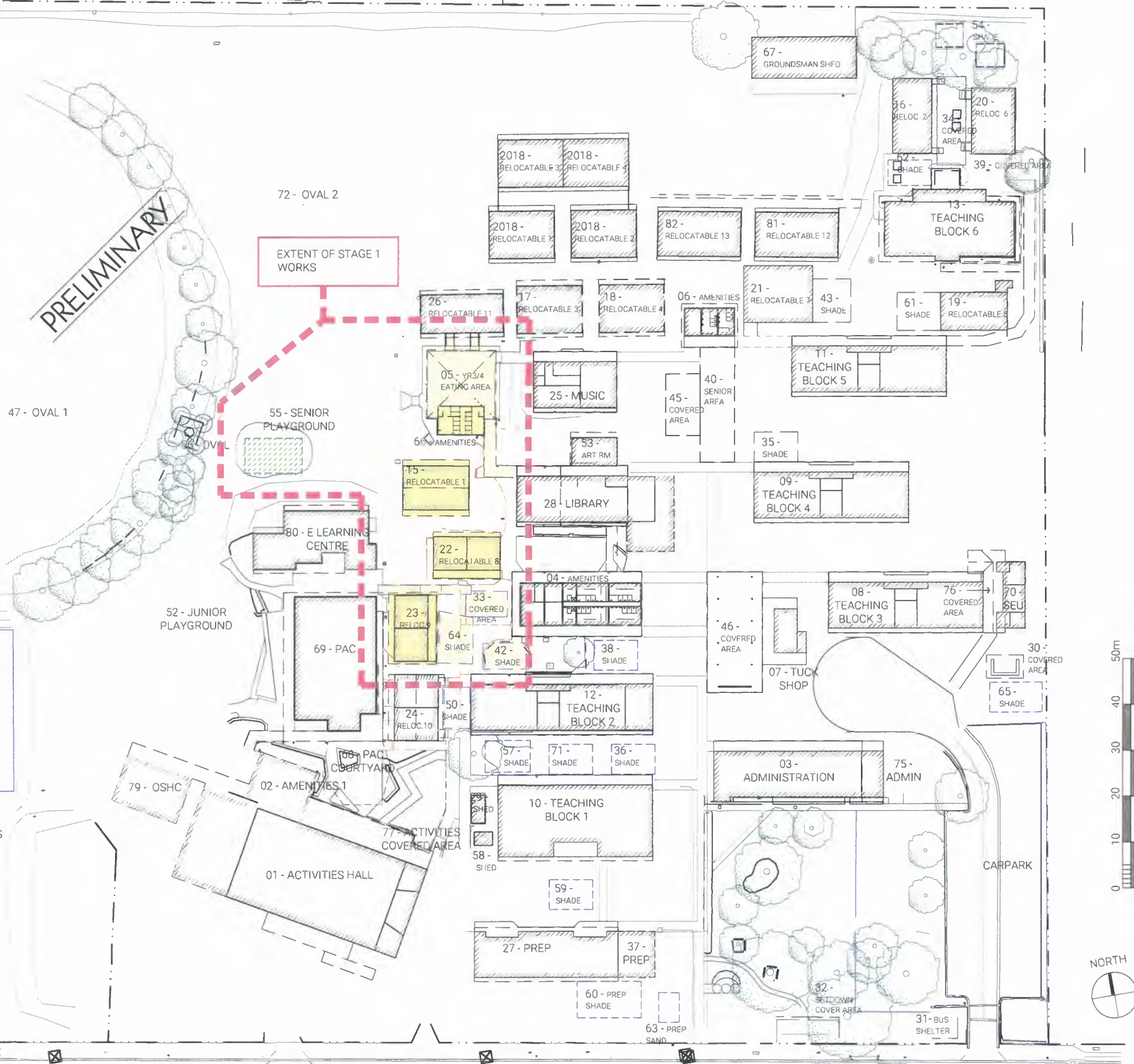
BUILDING NO.	NAME
15	RELOCATABLE
22	RELOCATABLE
23	RELOCATABLE
33	COVERED AREA
05	YRS 3-4 EATING AREA
66	AMENITIES
42	SHADE STRUCTURE
64	SHADE STRUCTURE

REMOVE EXISTING PATHWAYS & COVERED WALKWAY SHOWN DOTTED

RELOCATABLE ITEMS

QUANTITY	COMMENT
1 OFF	RELOCATE SENIOR PLAYGROUND EQUIPMENT OUT OF STAGE 2 CONSTRUCTION ZONE

COVERED WALKWAY SHOWN DOTTED



BARCODE

GENERAL NOTES

- IF IN DOUBT, JUST ASK.
- USE FIGURED DIMENSIONS, DO NOT SCALE FROM DRAWINGS.
- CONFIRM ALL RELEVANT DIMENSIONS, LEVELS AND DETAILS ON SITE PRIOR TO COMMENCEMENT OF ALL WORK. CONFORM TO ALL REQUIREMENTS.
- THESE ARCHITECTURAL DRAWINGS SHALL BE READ IN CONJUNCTION WITH ALL ENGINEERING AND OTHER CONSULTANT'S DRAWINGS AND SPECIFICATIONS. ANY DISCREPANCIES SHALL BE REFERRED TO THE ARCHITECT FOR DISCUSSION BEFORE PROCEEDING WITH THE WORK.
- DESIGN AND CONSTRUCTION TO COMPLY WITH CURRENT STANDARD BUILDING BY-LAWS, BUILDING ACT, BUILDING AMENDMENT ACT, BUILDING AND OTHER LEGISLATION AND POWER ACT, QUEENSLAND AND DEVELOPMENT CODE, BUILDING CODE OF AUSTRALIA, CURRENT AUSTRALIAN STANDARDS, STATUTORY REQUIREMENTS, ORDINANCES, LOCAL GOVERNMENT REQUIREMENTS, RELEVANT BUILDING AUTHORITIES AND ALL CONTRACT DOCUMENTATION.
- CARRY OUT WORK IN A SAFE MANNER IN ACCORDANCE WITH APPLICABLE STATUTORY REGULATIONS, BY-LAWS OR RULES, COMPLY WITH RELEVANT STATE OCCUPATIONAL HEALTH AND SAFETY ACTS INCLUDING ASSOCIATED REGULATIONS AND CODES OF PRACTICE. CONTRACTOR IS RESPONSIBLE FOR OCCUPATIONAL HEALTH AND SAFETY OF SITE PERSONNEL AND GENERAL PUBLIC IN ACCORDANCE WITH LEGISLATIVE REQUIREMENTS, INDUSTRIAL AGREEMENTS AND ACCEPTED INDUSTRY PRACTICE.
- TIMBER CONSTRUCTION TO COMPLY WITH AS1720 DOMESTIC TIMBER CONSTRUCTION IN HIGH-CYCLONE LOCATIONS SHALL BE IN ACCORDANCE WITH AS1602.
- ALL SHELVING AND BLOCKWORK SHALL BE IN ACCORDANCE WITH AS1701.
- ALL PROPRIETARY PRODUCTS AND SYSTEMS TO BE INSTALLED TO MANUFACTURER'S SPECIFICATION AND INSTRUCTIONS.
- IN THESE DRAWINGS ARE THE COPYRIGHT OF AN ARCHITECTURE PTY LTD AND MAY NOT BE USED, REPRODUCED OR REPRODUCED WITHOUT WRITTEN AUTHORITY.
- IT IS NOTED THAT THESE WORKS THAT ARE GENERALLY IN ACCORDANCE WITH THE ARCHITECTURAL DOCUMENT FOR AT PROJECT COMPLETION AND EXCLUDES CONCEALED WORKS THAT WERE NOT SPECIFICALLY INSPECTED.

DIMENSIONS
Use figured dimensions, DO NOT SCALE.
Check all dimensions & levels on site before fabrication or set out.


AMENDMENTS

ISSUE	DATE	SUBJECT	AUTH	CHK
A	19/10/17	PRELIMINARY	HN	
B	25/10/17	INCORPORATE PARTIAL SURVEY	HN	
C	01/11/17	MASTER PLAN CONCEPT MEETING ISSUE	HN	
D	02/03/18	AMENDMENTS	HN	
E	03/04/18	REVISIONS	HN	
F	24/04/18	FINAL ISSUE	HN	

DRAWINGS INDEXING SYSTEM FOR PROJECT SERVICES, PLANS AND RECORDS USE ONLY

<input type="checkbox"/> CEILING PLANS	<input type="checkbox"/> MISCELLANEOUS DETAILS
<input type="checkbox"/> CONSTRUCTION DETAILS	<input type="checkbox"/> OTHER
<input type="checkbox"/> ELEVATIONS	<input type="checkbox"/> PLAY STRUCTURES
<input type="checkbox"/> EXTERNAL WORKS	<input type="checkbox"/> ROOF PLAN
<input type="checkbox"/> FINISHES	<input type="checkbox"/> SECTIONS
<input type="checkbox"/> FLOOR PLAN	<input type="checkbox"/> SETOUT PLAN
<input type="checkbox"/> FURNITURE & EQUIPMENT	<input type="checkbox"/> SITE PLAN
<input type="checkbox"/> HYDRAULICS	<input type="checkbox"/> STANDARDS
<input type="checkbox"/> MASTER PLAN	

CLIENT

 Queensland Government

Department of Education and Training

The State of Queensland 2005

 8i Architects

Suite 24, 200 Moggill Road,
Taringa, Qld, 4068
ph: (07) 3217 7100
web: www.8i.net.au
ABN: 78 793 485 967

HN	11.10.2017
DRAWN	DATE
HN	11.10.2017
DISCIPLINE TEAM LEADER	DATE
AUTHORISED FOR ISSUE	DATE

SUNNYBANK HILLS STATE SCHOOL

MASTERPLAN CONCEPT DESIGN

PROPOSED SITE PLAN
STAGE 1 DEMOLITION

SCALE	1:500	AT	A1
MASTER SITE NUMBER	00000	CLIENT REFERENCE NUMBER	XXXXX
DRAWING NUMBER	A1728/MP02	ISSUE	F
		SHEET NO	-

2 PROPOSED STAGE 1 - SITE PLAN
SCALE 1:500 @ A1

PLAN LAYOUT SIGN OFF
SCHOOL PRINCIPAL


NAME: _____ DATE: _____
SIGNATURE: _____

CENTRAL OFFICE REPRESENTATIVE (DOE)

NAME: _____ DATE: _____
POSITION: _____
SIGNATURE: _____

ADJOINING RESIDENTIAL PROPERTIES

STAGE 2 - LEGEND

 RELOCATABLE BUILDINGS TO BE REMOVED FROM SITE

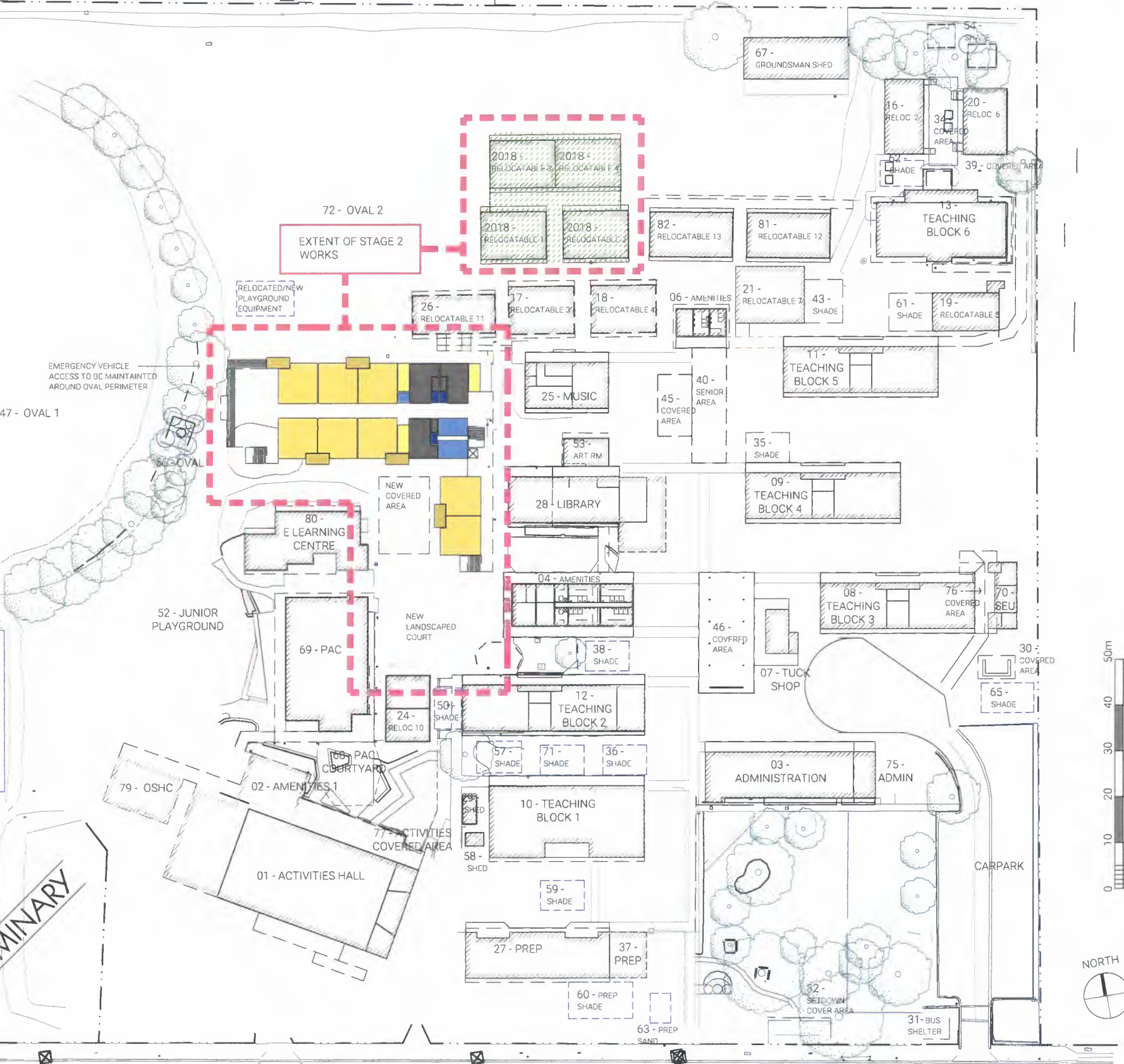
BARCODE

**STAGE 2 - Target Population 1375
NEW BUILDING**

6	GLAs to replace relocatables
13	GLAs
1	Amenities Block
5	Outdoor Learning Areas
5	Practical Learning Areas + Art Store
1	Teacher's Preparation Room
11	Multi-purpose Break Out space
1	Data Room
1-3	Store Room

RELOCATABLE ITEMS - TO BE REMOVED FROM SITE AT COMPLETION OF STAGE 2

BUILDING NO.	COMMENT
2018 RELOCATABLES 1-4	RELOCATE OFF SITE



GENERAL NOTES

- IF IN DOUBT, JUST ASK
- USE FIGURED DIMENSIONS, DO NOT SCALE FROM DRAWINGS.
- CONFIRM ALL RELEVANT DIMENSIONS, LEVELS AND DETAILS ON SITE PRIOR TO COMMENCEMENT OF ALL WORK. CONFIRM SETBACKS TO ALL ADJACENTS.
- THESE ARCHITECTURAL DRAWINGS SHALL BE READ IN CONJUNCTION WITH ALL ENGINEERING AND OTHER CONSULTANT'S DRAWINGS AND SPECIFICATIONS. ANY DISCREPANCIES SHALL BE REFERRED TO THE ARCHITECT FOR DISCUSSION BEFORE PROCEEDING WITH THE WORK.
- DESIGN AND CONSTRUCTION TO COMPLY WITH CURRENT STANDARD BUILDING BY-LAWS, BUILDING ACT, BUILDING AMENDMENT ACT, BUILDING AND OTHER LEGISLATION AMENDMENT ACT, QUEENSLAND DEVELOPMENT CODE, BUILDING CODE OF AUSTRALIA, CURRENT AUSTRALIAN STANDARDS, STATUTORY REQUIREMENTS, ORDINANCES, LOCAL GOVERNMENT REQUIREMENTS, RELEVANT BUILDING AUTHORITIES AND ALL CONTRACT DOCUMENTATION.
- CARRY OUT WORK IN A SAFE MANNER IN ACCORDANCE WITH APPLICABLE STATUTORY REGULATIONS, BY-LAWS OR RULES. COMPLY WITH RELEVANT STATE OCCUPATIONAL HEALTH AND SAFETY ACTS INCLUDING ASSOCIATED REGULATIONS AND CODES OF PRACTICE. CONTRACTOR IS RESPONSIBLE FOR OCCUPATIONAL HEALTH AND SAFETY OF SITE PERSONNEL AND GENERAL PUBLIC IN ACCORDANCE WITH LEGISLATIVE REQUIREMENTS, INDUSTRIAL AGREEMENTS AND ACCEPTED INDUSTRY PRACTICE.
- TIMBER CONSTRUCTION TO COMPLY WITH AS1728 DOMESTIC TIMBER CONSTRUCTION IN HIGH WINDLOAD LOCATIONS SHALL BE IN ACCORDANCE WITH AS1602.
- ALL SHEATHING AND BLOWDOWN SHALL BE IN ACCORDANCE WITH AS1602.
- ALL PROPRIETARY PRODUCTS AND SYSTEMS TO BE INSTALLED TO MEET ALL TENDER SPECIFICATIONS AND BILITEC TENDERS.
- THESE DRAWINGS ARE THE COPYRIGHT OF 8i ARCHITECTURE PTY LTD AND MAY NOT BE USED, REPRODUCED OR REPRODUCED WITHOUT WRITTEN AUTHORITY.
- AS-BUILT INDICATES WORK THAT IS GENERALLY IN ACCORDANCE WITH THE ARCHITECTURAL DOCUMENTATION AT PROJECT COMPLETION AND EXCLUDES FORECAST WORKS THAT WERE NOT SPECIALLY INSPECTED.


DIMENSIONS
Use figured dimensions, DO NOT SCALE.
Check all dimensions & levels on site before fabrication or set out.

AMENDMENTS

ISSUE	DATE	SUBJECT	AUTH	CHK
A	19/10/17	PRELIMINARY	HN	HN
B	25/10/17	INCORPORATE PASTIAL SURVEY	HN	HN
C	8/11/17	MASTER PLAN CONCEPT MEETING ISSUES	HN	HN
D	02/03/18	AMENDMENTS	HN	HN
F	03/04/18	REVISIONS	HN	HN
F	03/04/18	REVISIONS	HN	HN
G	24/04/18	FINAL ISSUE	HN	HN

DRAWINGS INDEXING SYSTEM FOR PROJECT SERVICES, PLANS AND RECORDS USE ONLY

<input type="checkbox"/> CEILING PLANS	<input type="checkbox"/> MISCELLANEOUS DETAILS
<input type="checkbox"/> CONSTRUCTION DETAILS	<input type="checkbox"/> OTHER
<input type="checkbox"/> ELEVATIONS	<input type="checkbox"/> PLAY STRUCTURES
<input type="checkbox"/> EXTERNAL WORKS	<input type="checkbox"/> ROOF PLAN
<input type="checkbox"/> FITTINGS	<input type="checkbox"/> SECTIONS
<input type="checkbox"/> FLOOR PLAN	<input type="checkbox"/> SETOUT PLAN
<input type="checkbox"/> FURNITURE & EQUIPMENT	<input type="checkbox"/> SITE PLAN
<input type="checkbox"/> HYDRAULICS	<input type="checkbox"/> STANDARDS
<input type="checkbox"/> MASTER PLAN	


CLIENT
Department of Education and Training
© The State of Queensland 2005


8i Architects
Suite 24, 200 Moggill Road,
Taringa, Qld, 4068
ph: (07) 3217 7100
web: www.8i.net.au
ABN: 76 793 485 967

HN	11.10.2017
DRAWN	DATE
HN	11.10.2017
DISCIPLINE TEAM LEADER	DATE
AUTHORISED FOR ISSUE	DATE

SUNNYBANK HILLS STATE SCHOOL
MASTERPLAN
CONCEPT DESIGN
PROPOSED SITE PLAN
STAGE 2 - PROPOSED NEW BUILDING SITE - GROUND

SCALE	1:500	AT	A1
MASTER SITE NUMBER	00000	CLIENT REFERENCE NUMBER	XXXXX
DRAWING NUMBER	A1728/MP03	ISSUE	G
		SHEET NO.	-

3 PROPOSED STAGE 2 (GROUND LEVEL) - SITE PLAN
SCALE 1:500 @ A1

PLAN LAYOUT SIGN OFF
SCHOOL PRINCIPAL

NAME: _____ DATE: _____

SIGNATURE: _____

CENTRAL OFFICE REPRESENTATIVE (DOE)

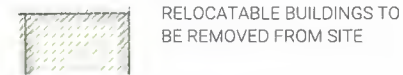
NAME: _____ DATE: _____

POSITION: _____

SIGNATURE: _____

ADJOINING RESIDENTIAL PROPERTIES

STAGE 2 - LEGEND



BARCODE

GENERAL NOTES

- IF IN DOUBT, JUST ASK
- USE FIGURED DIMENSIONS, DOUBLE SCALE FROM DRAWINGS.
- COMPLY WITH ALL RELEVANT ORDINANCES, LEVELS AND DETAILS ON SITE PRIOR TO COMMENCEMENT OF ALL WORK. COMPLY SETBACKS TO ALL ADJACENTS.
- THESE ARCHITECTURAL DRAWINGS SHALL BE READ IN CONJUNCTION WITH ALL ENGINEERING AND OTHER CONSULTANT'S DRAWINGS AND SPECIFICATIONS. ANY DISCREPANCIES SHALL BE REFERRED TO THE ARCHITECT FOR DISCUSSION BEFORE PROCEEDING WITH THE WORK.
- DESIGN AND CONSTRUCTION TO COMPLY WITH CURRENT STANDARD BUILDING BY-LAWS, BUILDING ACT, BUILDING AMENDMENT ACT, BUILDING AND OTHER LEGISLATION AMENDMENT ACT, QUEENSLAND DEVELOPMENT CODE, BUILDING CODE OF AUSTRALIA, CURRENT AUSTRALIAN STANDARDS, STATUTORY REQUIREMENTS, ORDINANCES, LOCAL GOVERNMENT REGULATIONS, RELEVANT BUILDING AUTHORITIES AND ALL CONTRACT DOCUMENTATION.
- CARRY OUT WORK IN A SAFE MANNER IN ACCORDANCE WITH APPLICABLE STATUTORY REGULATIONS, BY-LAWS OR RULES. COMPLY WITH RELEVANT STATE OCCUPATIONAL HEALTH AND SAFETY ACTS INCLUDING ASSOCIATED REGULATIONS AND CODES OF PRACTICE. CONTRACTOR IS RESPONSIBLE FOR OCCUPATIONAL HEALTH AND SAFETY OF SITE PERSONNEL AND GENERAL PUBLIC IN ACCORDANCE WITH LEGISLATIVE REQUIREMENTS, INDUSTRIAL AGREEMENTS AND ACCEPTED INDUSTRY PRACTICE.
- TIMBER CONSTRUCTION TO COMPLY WITH AS 1720. DOMESTIC TIMBER CONSTRUCTION FROM HIGH-CYCLE LOGS SHALL BE IN ACCORDANCE WITH AS 1720.
- ALL BRICKWORK AND BLOCKWORK SHALL BE IN ACCORDANCE WITH AS 1840.
- ALL PROPRIETARY PRODUCTS AND SYSTEMS TO BE INSTALLED TO MANUFACTURER'S SPECIFICATION AND INSTRUCTIONS.
- THESE DRAWINGS ARE THE COPYRIGHT OF AN ARCHITECTURE P/LY LTD AND MAY NOT BE USED, REPRODUCED OR REPHRASED WITHOUT WRITTEN AUTHORITY.
- 'AS-BUILT' INDICATES WORKS THAT ARE GENERALLY IN ACCORDANCE WITH THE ARCHITECTURAL DOCUMENTATION AT PROJECT COMPLETION AND EXCLUDES CONCEALED WORKS THAT WERE NOT SPECIFICALLY INSPECTED.

DIMENSIONS

Use Figured dimensions. DO NOT SCALE.
Check all dimensions & levels on site before fabrication or set out.

AMENDMENTS

ISSUE	DATE	SUBJECT	AUTH	CHK
A	19/10/17	PRELIMINARY	J-H	
B	23/10/17	INCORPORATE PARTIAL SURVEY	J-H	
C	08/11/17	MASSING PLAN CONCEPT MAPPING ISSUE	J-H	
D	02/01/18	AMENDMENTS	J-H	
E	03/04/18	REVISIONS	J-H	
F	24/04/18	FINAL ISSUE	J-H	

DRAWINGS INDEXING SYSTEM

FOR PROJECT SERVICES, PLANS AND RECORDS USE ONLY

- | | |
|--|--|
| <input type="checkbox"/> CEILING PLANS | <input type="checkbox"/> MISCELLANEOUS DETAILS |
| <input type="checkbox"/> CONSTRUCTION DETAILS | <input type="checkbox"/> OTHER |
| <input type="checkbox"/> ELEVATIONS | <input type="checkbox"/> PLAY STRUCTURES |
| <input type="checkbox"/> EXTERNAL WORKS | <input type="checkbox"/> ROOF PLAN |
| <input type="checkbox"/> FINISHES | <input type="checkbox"/> SECTIONS |
| <input type="checkbox"/> FLOOR PLAN | <input type="checkbox"/> SETOUT PLAN |
| <input type="checkbox"/> FURNITURE & EQUIPMENT | <input type="checkbox"/> SITE PLAN |
| <input type="checkbox"/> HYDRAULICS | <input type="checkbox"/> STANDARDS |
| <input type="checkbox"/> MASTER PLAN | |



CLIENT
Department of Education and Training
© The State of Queensland 2005

8i Architects
Suite 24, 200 Moggill Road,
Taringa, Qld, 4068
ph: (07) 3217 7100
web: www.8i.net.au
ABN: 78 793 485 987

HN	11/10/2017
DRAWN	DATE
HN	11/10/2017
DISCIPLINE TEAM LEADER	DATE
AUTHORISED FOR ISSUE	DATE

SUNNYBANK HILLS STATE SCHOOL
MASTERPLAN
CONCEPT DESIGN

PROPOSED SITE PLAN
STAGE 2 - PROPOSED NEW
BUILDING SITE - FIRST

SCALE	1:500	AT	A1
MASTER SITE NUMBER	00000	CLIENT REFERENCE NUMBER	XXXXX
DRAWING NUMBER	A1728/MP03A	ISSUE	F
		SHEET NO	-

STAGE 2 - Target Population 1375
NEW BUILDING

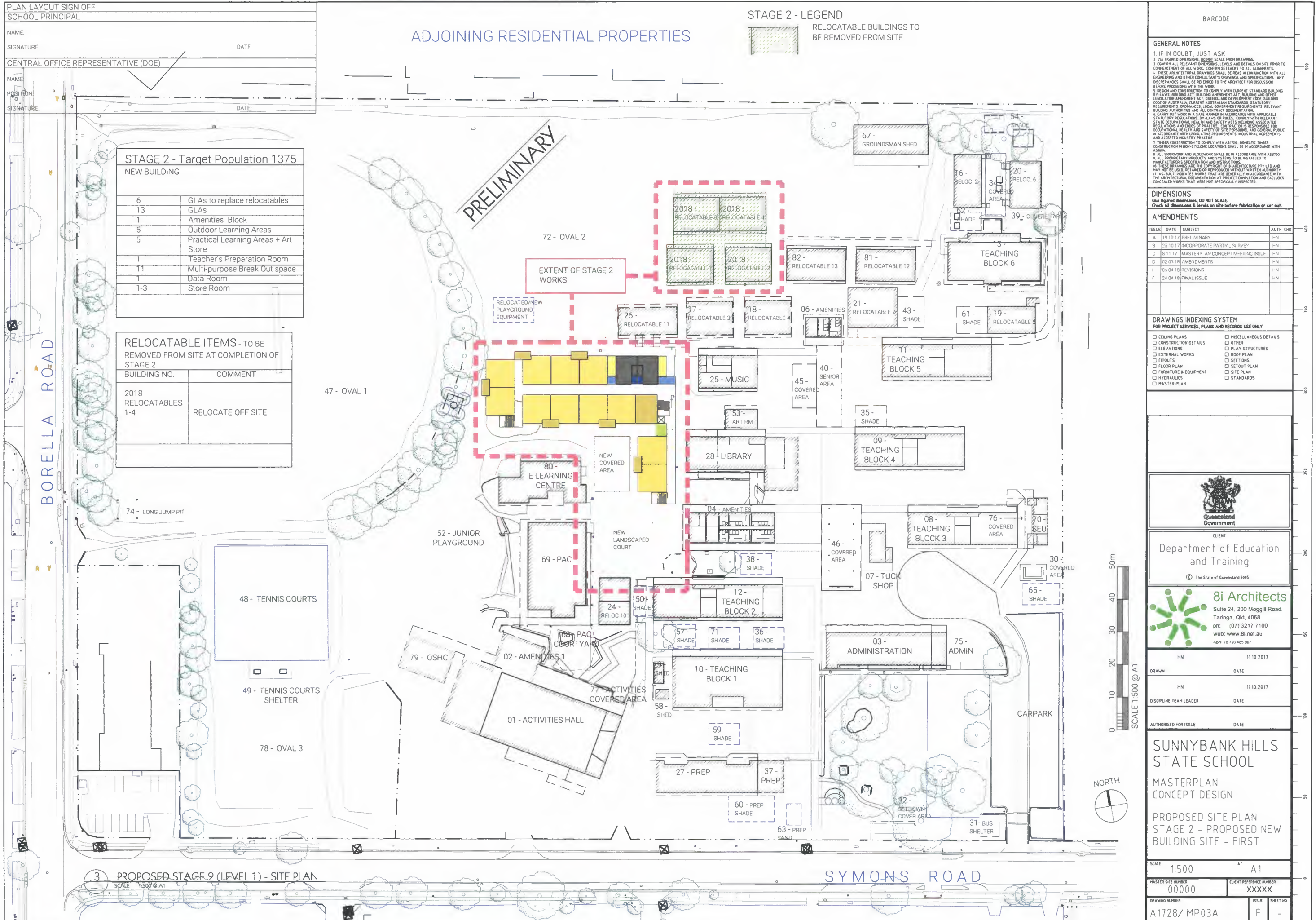
6	GLAs to replace relocatables
13	GLAs
1	Amenities Block
5	Outdoor Learning Areas
5	Practical Learning Areas + Art Store
1	Teacher's Preparation Room
11	Multi-purpose Break Out space
1	Data Room
1-3	Store Room

RELOCATABLE ITEMS - TO BE
REMOVED FROM SITE AT COMPLETION OF
STAGE 2

BUILDING NO.	COMMENT
2018 RELOCATABLES 1-4	RELOCATE OFF SITE

PRELIMINARY

EXTENT OF STAGE 2
WORKS



3 PROPOSED STAGE 2 (LEVEL 1) - SITE PLAN
SCALE 1:500 @ A1